

## Device connector, front mounting - RF-17S1N8AWB00 - 1607893

Please be informed that the data shown in this PDF Document is generated from our Online Catalog. Please find the complete data in the user's documentation. Our General Terms of Use for Downloads are valid (<http://phoenixcontact.com/download>)



Device connector, front mounting, straight, Screw locking, M23, number of positions: 17, type of contact: Socket, Axial O-ring, 4x Ø 3.2, shielded: yes, degree of protection: IP67, number of positions: 17, connection method: Crimp connection


The figure shows the 12-pos. product version

### Your advantages

- ✓ Safe use in the field, thanks to high degree of protection
- ✓ Connector for flexible on-site assembly
- ✓ Consistent EMC protection for reliable connection solutions in the industrial environment
- ✓ Crimping connection: vibration- and temperature-resistant assembly



### Key Commercial Data

Packing unit	1 pc
GTIN	 4 046356 174909
GTIN	4046356174909
Weight per Piece (excluding packing)	20.000 g
Custom tariff number	85366990
Country of origin	Germany

### Technical data

#### General

Note	Order information: Order crimp contacts Ø 1 mm separately
Type of locking	Screw locking
Direction of rotation of contact chamber numbering	Standard
Coding	N

## Device connector, front mounting - RF-17S1N8AWB00 - 1607893

### Technical data

#### General

Contact connection method	Crimp connection
Type of contacts	Socket
Number of positions	17
Contact diameter of power contacts	1 mm
Rated current for power contacts	8 A
Pg housing screw connection	none
Mounting type	4x Ø 3.2

#### Ambient conditions

Ambient temperature	-20 °C ... 125 °C
Degree of protection	IP67

#### Material

Housing material	Turned parts: copper zinc alloy (CuZn), die-cast parts: zinc (GD-Zn)
Insulator material	PA 6.6
Gasket and O-ring material	FPM

#### Specifications according to DIN EN 61984:2001

Installation height max.	2000 m
Nominal / operating voltage of power contacts	48 V AC
	74 V DC
Rated surge voltage of power contacts	1.5 kV
Overvoltage category of power contacts	III
Degree of pollution of power contacts	3

#### Environmental Product Compliance

China RoHS	Environmentally Friendly Use Period = 50 years
	For details about hazardous substances go to tab "Downloads", Category "Manufacturer's declaration"

### Drawings

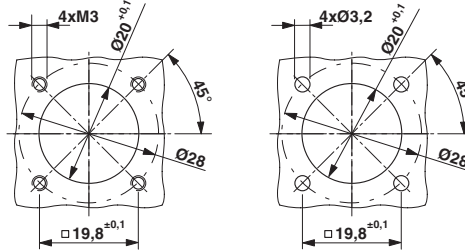
# Device connector, front mounting - RF-17S1N8AWB00 - 1607893

Schematic diagram



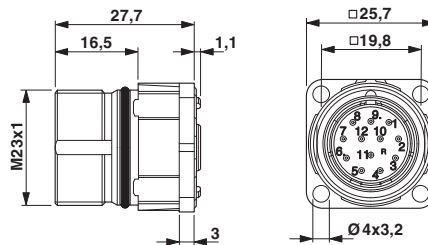
Contact chamber numbering (view of plug-in side), standard socket

Dimensional drawing



Installation dimensions

Dimensional drawing



Dimensional drawing

## Classifications

### eCl@ss

eCl@ss 10.0.1	27440102
eCl@ss 11.0	27440102
eCl@ss 4.0	27140800
eCl@ss 4.1	27140800
eCl@ss 5.0	27143400
eCl@ss 5.1	27143400
eCl@ss 6.0	27279200
eCl@ss 7.0	27440103
eCl@ss 9.0	27440102

### ETIM

ETIM 3.0	EC001121
ETIM 4.0	EC001121
ETIM 6.0	EC002061

# Device connector, front mounting - RF-17S1N8AWB00 - 1607893

## Classifications

### UNSPSC

UNSPSC 6.01	43172015
UNSPSC 7.0901	43201404
UNSPSC 11	43172015
UNSPSC 12.01	43201404
UNSPSC 13.2	39121413
UNSPSC 18.0	39121413
UNSPSC 19.0	39121413
UNSPSC 20.0	39121413
UNSPSC 21.0	39121413

## Approvals


### Approvals


#### Approvals

UL Recognized / cUL Recognized / cULus Recognized

#### Ex Approvals

### Approval details

UL Recognized		<a href="http://database.ul.com/cgi-bin/XYV/template/LISEXT/1FRAME/index.htm">http://database.ul.com/cgi-bin/XYV/template/LISEXT/1FRAME/index.htm</a>	FILE E 153698
Nominal voltage UN		48 V	
Nominal current IN		1 A	
mm <sup>2</sup> /AWG/kcmil		26	

cUL Recognized		<a href="http://database.ul.com/cgi-bin/XYV/template/LISEXT/1FRAME/index.htm">http://database.ul.com/cgi-bin/XYV/template/LISEXT/1FRAME/index.htm</a>	FILE E 153698
Nominal voltage UN		48 V	
Nominal current IN		1 A	
mm <sup>2</sup> /AWG/kcmil		26	

## Device connector, front mounting - RF-17S1N8AWB00 - 1607893

### Approvals

cULus Recognized



### Accessories

#### Accessories

##### Crimp contact

Crimp contact - SF-6CS2000 - 1605562



Crimp contact, turned, Single contact, contact diameter: 1 mm, crimp range: 0.06 mm<sup>2</sup> ... 0.25 mm<sup>2</sup>

Crimp contact - SF-10KS004 - 1607356



Crimp contact, turned, Single contact, contact diameter: 1 mm, crimp range: 0.14 mm<sup>2</sup> ... 0.5 mm<sup>2</sup>

Crimp contact - SF-6AS2000 - 1605557



Crimp contact, turned, Single contact, contact diameter: 1 mm, crimp range: 0.25 mm<sup>2</sup> ... 1 mm<sup>2</sup>

### Mounting material

Color-coding - RF-Z0017 - 1620624



Color-coding, color: green

## Device connector, front mounting - RF-17S1N8AWB00 - 1607893

### Accessories

Color-coding - RF-Z0018 - 1620625



Color-coding, color: orange

---

Color-coding - RF-Z0019 - 1620626



Color-coding, color: anthracite

---

Contact removal tool - RF-Z0001 - 1607904



Unlocking tool for contact carriers for snapping in the M23 feedback device connectors

---

### Protective cover

Protective cap - SF-Z0019 - 1607449



Plastic protection cap, with eye, IP40 for connectors with M23 external thread, RF, SF series

---

Protective cap - RC-Z2059 - 1604225



Plastic protection cap for connectors with M23 external thread

---

## Device connector, front mounting - RF-17S1N8AWB00 - 1607893

### Accessories

Plastic anti-static dust protection cap - RC-Z2469 - 1611797



Plastic protection cap, antistatic, for RF, SF, CA, RC series connectors, with M23 external thread

---

Metal protective cap - RC-Z2068 - 1604236



Metal protection cap with steel wire for signal connectors with M23 external thread

---

Metal protective cap - RC-Z2104 - 1604260



Metal protection cap for signal connectors with M23 external thread

---

---